

DU130

E600 (Group 5)

Ductile Iron Access Cover

DU130 675x675x150




Ductile iron access covers, suitable for use in areas where cars and lorries have access, including carriageways, hard shoulders and pedestrian zones. Capable of withstanding a 600kN (60 tonnes) test load.

EliteGrip™
E600

OPTIONAL EXTRAS

- Badged
- Locked
- Vented
- Sealing Plate



PRODUCT CODE	DU130	BASE SIZE	875mm x 875mm
CLEAR OPENING	675mm x 675mm	DEPTH	150mm

FEATURES

- SMARTGRIP TECHNOLOGY™**
Unique pattern design provides a PSRV value of >70 (UKAS Accredited 3rd Party).
- KITEMARK**
Exceeds the requirements of BS EN124-2:2015, tested and certified by BSI.
- THREE POINT SUSPENSION**
Three point suspension for non-rock stability.
- RATIO**
Ductile iron for improved weight to strength ratio.
- COATING**
Black coated finish.
- STRONG & DURABLE**
Spheroidal graphite cast iron according to EN 1563:2018, as per the requirements of BS EN124-2:2015.
- INCREASED BEDDING AREA**
Designed with a large flange for increased bedding area and decreased frame bearing pressure that meet the requirements of CD534, BS7903:2020.
- DEPTH OF INSERTION**
Meets the depth of insertion requirements of BS EN124-2:2015, CD534 and BS7903.
- COMPLIES WITH MCHW**
Manual for Contract Highway Works, Series 500.
- COMPLIES WITH DMRB**
Meets the requirements of Highways England specification CD534.
- RECYCLABLE**
Long life asset with high circularity contributing to the reduction in carbon footprint.

DU130

E600 (Group 5)

Ductile Iron Access Cover

DU130 675x675x150



Ductile iron access covers, suitable for use in areas where cars and lorries have access, including carriageways, hard shoulders and pedestrian zones. Capable of withstanding a 600kN (60 tonnes) test loads.

EliteGrip™
E600

DATA

Dimensions

- A / Base Size: 875mm x 875mm
- B / Clear Opening: 675mm x 675mm
- C / Depth: 150mm

Materials

Ductile Iron

Finish

Black Coated

Certification

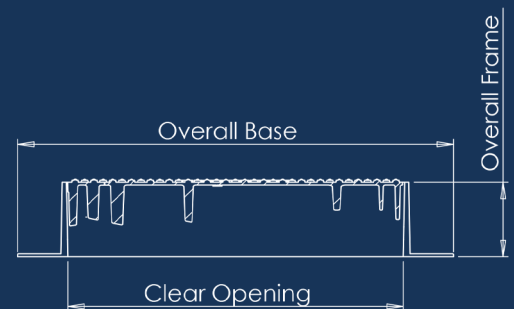
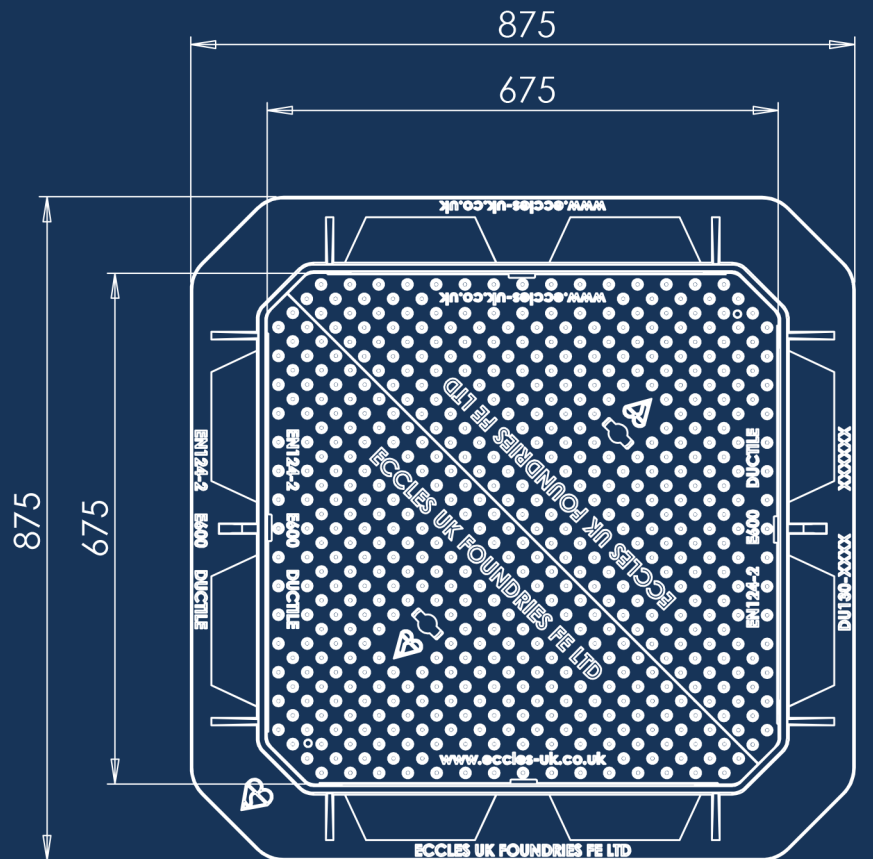
BSI Kitemark

Standard

EN124-2:2015

Product Type

Ductile Iron Access Cover



SmartGrip™
Technology

Disclaimer: Eccles (UK Foundries FE) Ltd are continually seeking to improve our products and we therefore reserve the right to alter product specifications without prior notice. It is the responsibility of all users to ensure that the above product data is current. Installation details are available on request. It is always recommended that the use of road plates be used where access covers, gully grates and frames are exposed to construction and site traffic during the construction phase of any project and in accordance with "Annex F" EN124-1:2015.

DIAGRAM KEY

- A** BASE SIZE
- B** CLEAR OPENING
- C** FRAME DEPTH

eccles®
Intelligent Access & Drainage Solutions™

+44 (0)1922 613 222
enquiries@ecclesproducts.com
www.ecclesproducts.com

Eccles (UK Foundries FE) Limited
Portland Street, Walsall,
West Midlands, WS2 8AA, UK

