

DU084H
675X675X150
D400 (Group 4)

Endurance™

Ductile Iron Access Cover




Ductile iron access covers, suitable for use in areas where cars and lorries have access, including carriageways, hard shoulders and pedestrian zones. Capable of withstanding a 400kN (40 tonnes) test load.



OPTIONAL EXTRAS:

- Badged
- Locked
- Vented
- Sealing Plate
- Security Plate
- Safety Grids
- Security Locking



SmartGrip Technology™ - Unique pattern design provides a PSRV value of >70 (UKAS Accredited 3rd Party).



Recyclable - Long life asset with high circularity contributing to the reduction in carbon footprint.



Coating - Black coated finish.



Ratio - Ductile iron for improved weight to strength ratio.



Depth of Insertion - Meets the depth of insertion requirements of BS EN124-2:2015, CD534 and BS7903



Three Point Suspension - Three point suspension for non rock stability.



Kitemark - Exceeds the requirements of BS EN124-2:2015, tested and certified by BSI.



Complies with MCHW - Manual for Contract Highway Works, Series 500.



Complies with DMRB - Meets the requirements of Highways England specification CD534.



Strong & Durable - Spheroidal graphite cast iron according to EN 1563:2018, as per the requirements of BS EN124-2:2015.



Increased Bedding Area - Designed with a large flange for increased bedding area and decreased frame bearing pressure that meet the requirements of CD534, BS7903:2020.

ADDITIONAL FEATURES:



Weight of Frame (kgs) - Exceeds the requirements of Highways England DMRB CD534 V0.01 (table 2.10a). CD534 is a technical regulation replacing HA/104.



Low Wear Inverted 'V' Seatings - Allows the dynamic loads in service to be distributed more evenly across the frame geometry, preventing concentrated stress points.



Lifting Points on Frame - Incorporated lifting points to provide a balanced lift as specified in BS7903:2020 clause 6.19; the underside of the lifting points are recessed to engage with the bedding material and encourage superior adhesion.



Ergonomic Frame Design - Due to the enhanced rigid frame design, the frame requires no gussets and has reinforced corner areas to increase the structural integrity of the frame.



SmartGrip Keyways™ - Keyways engage with standard large type BS497 lifting keys to prevent disengagement of the key during the removal and replacement of the cover into the frame.



Elev8™ Frame Levelling System - Provides easy adjustment of the frame during installation to facilitate bedding mortar from 10mm to 50mm depth.



Flange Bearing Area - All Endurance D400 (group 4) products exceed the minimum specified flange area of 190,000mm² as specified in DMRB CD534 V 0.1.0 (table 2.10b)



Integrated Bedding Mortar Indicator - Ensures that bedding material envelops the flange to the minimum requirements, can be used in conjunction with our Elev8™ levelling system when using flowable bedding mortars.

eccles®
Intelligent Access & Drainage Solutions™

+44 (0)1922 613 222
enquiries@ecclesproducts.com
www.ecclesproducts.com

Eccles (UK Foundries FE) Limited
Portland Street, Walsall,
West Midlands, WS2 8AA, UK

DU084H

675X675X150
D400 (Group 4)

Endurance™

Ductile Iron Access Cover



Ductile iron access covers, suitable for use in areas where cars and lorries have access, including carriageways, hard shoulders and pedestrian zones. Capable of withstanding a 400kN (40 tonnes) test load.

DATA

Dimensions

- A/ Base Size: 825mm x 825mm
- B/ Clear Opening: 675mm x 675mm
- C/ Depth: 150mm

Materials

Ductile Iron

Finish

Black Coated

Certification

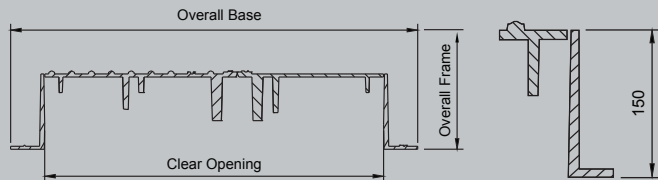
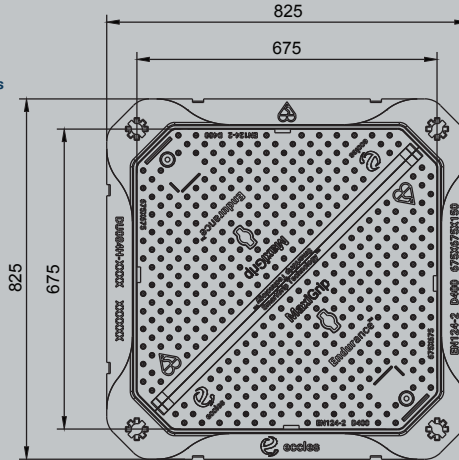
BSI Kitemark

Standard

BS EN 124-2:2015

Product Type

Ductile Iron Access Cover



SmartGrip™

Technology

Disclaimer: Eccles (UK Foundries FE) Ltd are continually seeking to improve our products and we therefore reserve the right to alter product specifications without prior notice. It is the responsibility of all users to ensure that the above product data is current. Installation details are available on request. It is always recommended that the use of road plates be used where access covers, gully grates and frames are exposed to construction and site traffic during the construction phase of any project and in accordance with "Annex F" BS EN 124-1:2015.

Product Code	Clear Opening	Base Size	Depth
DU084H	675mm x 675mm	825mm x 825mm	150mm